

# بنكي للحياة My Bank For Life

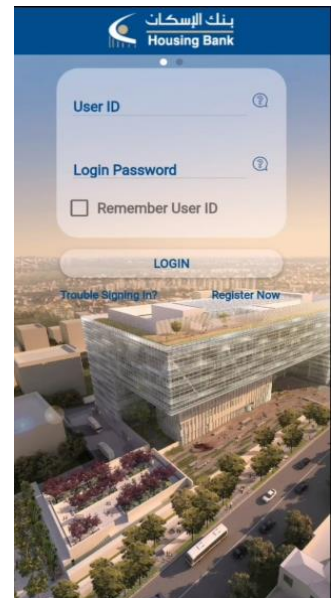


## Subscription for old Users

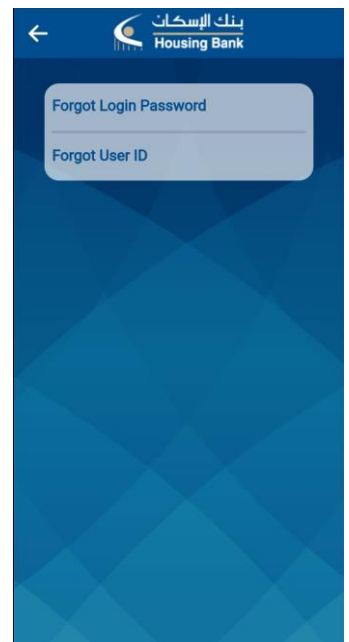
- Subscribed to ISKAN Online previously: The User can have logged in the ISKAN Mobile through the same password which Subscribed on the ISKAN Online, or use forget password service.
- Not subscribed to ISKAN Online: use forget password service.

## Forget password service steps:

1-Tap on "Register Now" icon located on the main screen



2- tap on forget login password



2-select your debit card type then Enter your ATM card number, and Card PIN code in the " PIN " field then click on "CONTINUE".

The screenshot shows the Housing Bank app interface. At the top, the logo and name 'بنك الإسكان Housing Bank' are visible. Below the logo is a progress indicator with five steps, where step 1 is highlighted. The main content area contains a 'Card Type' dropdown menu set to 'VISA Debit'. Below that is a 'Card Number' field with a 'Select' dropdown and the number '449349'. A 'PIN' field is also present. At the bottom, there are two buttons: 'EXIT' and 'CONTINUE'.

3-Select your nationality and enter your (National ID or Passport number), then select your date of birth and click on "CONTINUE".

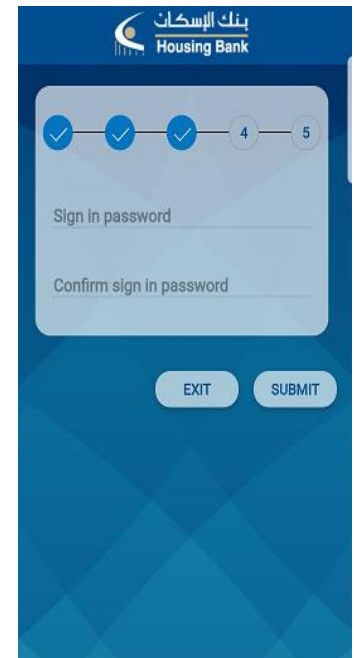
The screenshot shows the Housing Bank app interface. At the top, the logo and name 'بنك الإسكان Housing Bank' are visible. Below the logo is a progress indicator with five steps, where step 1 is highlighted with a checkmark. The main content area contains a 'Select the Nationality' section with two radio buttons: 'Jordanians' (selected) and 'Non-Jordanians'. Below that is a 'National ID' field. A 'Date of birth' field is also present, showing '09/06/2020'. At the bottom, there are two buttons: 'EXIT' and 'CONTINUE'.

4-you will receive an SMS containing One-time password required for using the service then click on "CONTINUE".

The screenshot shows the Housing Bank app interface. At the top, the logo and name 'بنك الإسكان Housing Bank' are visible. Below the logo is a progress indicator with five steps, where steps 1 and 2 are highlighted with checkmarks. The main content area contains a message: 'OTP has been sent on your registered Mobile Number.' Below that is a 'One Time Password' field. A 'Resend OTP' link is visible. At the bottom, there are two buttons: 'EXIT' and 'CONTINUE'.

5-set your sign in password and confirm your sign in password then click on "SUBMIT".

**Note:** password policy is (8 – 12 character, include uppercase, lowercase, Numbers and special character)



The screenshot shows the Housing Bank mobile app interface. At the top, the logo for 'بنك الإسكان Housing Bank' is visible. Below the logo is a progress indicator with five steps, where the first three are completed (indicated by checkmarks) and the fourth is the current step. The main form area contains two input fields: 'Sign in password' and 'Confirm sign in password'. At the bottom right, there are two buttons: 'EXIT' and 'SUBMIT'.

7- After completing the previous steps a successful message will appear, then click on (X)

And enter you User ID and your login password which you change.

بنكي للحياة  
My Bank For Life

